

More security and
convenience with NovoPort®
built in automation

Coming Home – Automatic Sectional Garage Door Systems

www.novoferm.co.uk



a member of the Sanwa Shutter family

Welcome Home

What could be better than being welcomed home with open arms? In the evening after a long working day, in the autumn when it's really windy or in the winter when just the thought of getting out of your car makes you shiver all over, then your Novoferm sectional garage door will open at the push of a button and automatically welcome you home.

And your Novoferm stockist warmly welcomes you, too. After all, he's got just the right solution for your garage. No matter whether it's for a new building or the renovation of your existing garage, automatic sectional garage door systems from Novoferm are always your best choice.

Welcome to Novoferm

Novoferm is a member of the Sanwa Shutter family, the world's largest manufacturer of automated garage door systems.

Founded fifty years ago, now with annual sales in over 60 countries totalling more than £1.3 billion and with over 8,400 employees, Sanwa Shutter has become the world's number one company for metal door systems – providing everything from: garage doors, industrial doors, door and gate automation systems, shutters, shop-fronts and steel hinged doors for security, personal access and fire protection. Many of our products come with a 10 year guarantee and are supplied through a global network of qualified local dealers/installers.

We are passionate about providing our customers with doors that guarantee safety, security and convenience – in their homes, in their workplaces, their hospitals, schools, airports and shops.

Discover door systems from Novoferm. Your door... Our passion!

Visit us at www.novoferm.co.uk



Contents

Sectional garage door principle	4
NovoPort® built-in automation	6
Novomatic ceiling mounted operators	10
Steel sectional garage doors	12
Novoferm quality	14
Renovating doors	16
Double garages and side sectional garage doors	18
Solid wood doors	20
Glazing options	22
Lighting	24
Side doors	26
Wicket doors	28
Door security and safety	30
Door finder and optional extras	34
Warranty	42



Your dream door and what's behind it:

Your car is not the only thing that can be found behind a Novoferm sectional garage door, but also the many decades of experience and expertise of one of Europe's leading door system manufacturers.

Figures that figure for you!

- All Novoferm garage doors and operators are manufactured according to the very strict quality management system ISO 9001.
- All Novoferm sectional garage door systems meet the high safety requirements for the European garage doors product standard EN 13241-1.
- All Novoferm garage doors and operators are tested by recognised institutes both individually and in combination.
- Novoferm offers a 10 year guarantee on all steel sectional garage doors as well as a 5 year guarantee on the mechanics of the NovoPort® system. (See p42 for details)
- Despite all this quality assurance, we still make sure that our garage door systems remain economical in price and provide excellent value for money.

The competent advice and top-class service of your Novoferm stockist is also available whenever you need it.



For every opening



A Novoferm sectional garage door will always fit: in a classic square-shaped garage...



...behind an opening with slanted corners...



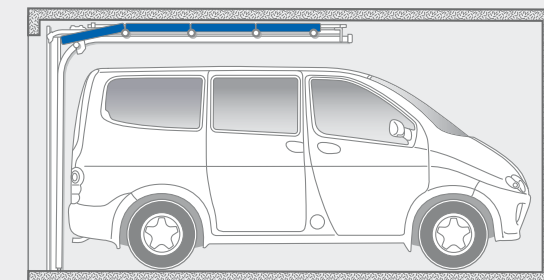
...unobtrusively erected segment arches...



...or elegantly integrated arches.

For every vehicle

The full opening height can always be used in a sectional garage door with electrical operator. When replacing an up-and-over garage door with a sectional garage door, the drive through width becomes even larger, because the sectional garage door is typically mounted behind the opening. There is also more room inside the garage – making it ideal for high vehicles like jeeps or vans – due to the fact that the door sections open vertically while conveniently rolling upwards and then underneath the ceiling in order to save space.



So, why choose a sectional garage door?

In short: because it offers you perfect convenience, maximum security and optimum saving of space. The principle behind it is as ingenious as it is simple: The sectional garage door is comprised of individual elements, so-called sections, which are connected together by hinges. This way the garage door is able to open vertically while conveniently rolling upwards and underneath the ceiling without requiring any additional space for swinging outwards in front of the garage. Sectional garage doors are also extremely attractive in design. High-quality materials, top-quality manufacturing and a wide variety of optional extras give your garage an individual look – in keeping with the architecture of your house and your own personal taste.



More space in the garage

Because a sectional door opens vertically upwards and doesn't swing out - in contrast to the up-and-over door - you can optimally use every inch of space in front of the garage for, for example,

parking a second car. And garages located near roads or pavements do not put pedestrians at risk and the traffic keeps flowing.



Exclusive convenience: the NovoPort® operator system

If you are renovating your garage, you don't just want it to look better, but to also open more easily. With the integrated NovoPort® system, which consists of a garage door with built-in operator, you can raise the level of comfort in your garage at the push of a button and also shut out any inconveniences. You'll never have to get out in the rain or cold to open and close the garage door by hand. The NovoPort® garage door and operator are perfectly matched to one another and certified by independent institutes in accordance with the latest safety guidelines. This way you have the comfort of receiving maximum security and top quality, with a 5 year guarantee on mechanics and motor included!



Unique technology: with flexible side mounting

The NovoPort® operator system not only offers maximum convenience during operation, but also during installation. After all, it is not fixed to the ceiling like conventional operators, but simply integrated into the side garage door track – either on the left or the right depending on the structural conditions. Therefore no ceiling assembly is required and any installation problems are ruled out from the outset. All structural components are pre-assembled in the factory and dimensionally accurate – simply insert them together and voilà!

NOVOFERM PATENT



Special toothed belt moves in the track.

Smooth running operator: The wear resistant, maintenance-free high-tech toothed belt lies well-protected in the garage door track (inset). This guarantees maximum operational reliability, a long service life and quiet and smooth-running.



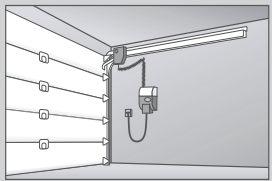
The patented operator system mounts on the side track and the wall - not the ceiling

Your NovoPort® installation advantages at a glance:

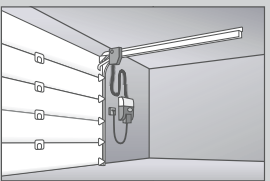
- 1 No additional operator track**
The NovoPort® operator is directly integrated into the side garage door track. This saves on the cost of materials, installation and maintenance.
- 2 No extra space required**
Operator requires no extra space above the garage door so you can use the space for storage purposes. No on-site related installation problems.
- 3 No lowering of the ceiling or drive unit**
A special lowering construction often has to be manufactured in case of high garage ceilings in order to be able to mount the operator. This is not necessary with the NovoPort® system.
- 4 No ceiling assembly**
No installation problems in the ceiling area: Lighting, beams or drainpipes do not have to be dismantled or by-passed. No difficult drilling into reinforced concrete ceilings, no use of special wall plugs in gypsum plasterboards, no danger of through drilling with thin ceilings, no dirt from operator components through bore dust.
- 5 No increase in slide-in depth**
Traditional (ceiling-mounted) operators require extra installation depth into the garage, this can cause problems. NovoPort® fits immediately!

Your NovoPort® operating advantages at a glance:

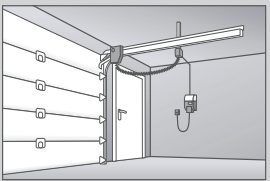
- Quick and easy operation via a 2-channel hand transmitter. Apart from the hand transmitter, the operator can also be operated via a push button, key button or coded key pad, which are mounted to the garage wall.
- Soft start and stop function.
- Completely safe against scanning due to automatic signal decoding. The receiver lies protected in the operator housing.
- Simple programming via menu-guided control with 7 segment display. Each programming step can be individually altered and infinitely saved, even in the event of a power cut.
- An integrated fault diagnosis system facilitates potential service work.
- Connectable garage outside lighting up to max. 500 Watt, can be operated via hand transmitter.
- Power saving. Only requires 4 Watts whilst on standby.



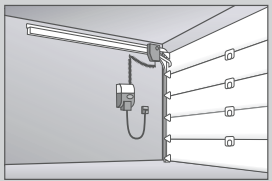
You have the choice:
The operator can be mounted in the right garage track, the control on the right garage wall...



... or directly next to the garage door in the area of the side rebate.



An optional cable extension can be used in case of a fitted side rebate, e.g., through a side door.



All the installation variants shown in illustrations 1-3 also apply for the left garage door side.



Even more NovoPort® highlights:

- A push button for opening the garage from the inside is directly integrated into the control unit and does not have to be purchased and mounted separately as an accessory.
- The garage inside lighting (40 Watt), which is integrated in the control unit, switches on automatically when the garage is opened; the lighting duration can be programmed from 1 to 4 minutes.
- If there is no electric mains in your garage, a storage battery, which is available as an accessory, provides the necessary operating power. The storage battery can even be charged using solar energy if requested (see page 41).



Smooth running and very reliable: Novomatic ceiling mounted operators

When you choose a Novomatic ceiling mounted operator you choose Novoferm premium quality based on state-of-the-art technology. Novomatic operators are perfectly matched to all Novoferm garage doors and certified in accordance with the latest European safety guidelines. They are reliable, maintenance free and, thanks to the built in DC motor, extremely quiet running. The automatic force monitoring ensures a high level of safety in any situation. If an obstruction is located within the door's range of movement, the operator immediately stops the closing door and causes it to open again.

Novomatic features at a glance:

- Simple operation
- Soft start and soft stop function
- Integrated shutdown stopping device and electronically monitored push-up safeguard
- Adjustable opening time from 10 to 240 seconds
- Programmable inside lighting and connectable outside lighting
- Connectable traffic light control*, ideal for underground parking
- Power economiser
- Manual quick unlocking device in case of power cut etc.

*Only for Novomatic 553 S and 803 S.

It runs and runs and runs


The wear resistant top-quality toothed belt in a hot galvanised steel profile ensures quiet and smooth running and long-term, reliable garage door operation. The toothed belt is reinforced on the inside with fivefold steel cables, oil and acid resistant and completely maintenance-free.

Practical – which ever way you turn it

The flat operator head of the Novomatic can be turned by 90° or 180° if required. This saves up to 15cm space when the slide-in depth is, for example, reduced due to a wall construction. The operator track does not have to be additionally shortened either.

Programming made easy

Novomatic can be conveniently and easily programmed with three buttons and a concise 7 segment display. No setting can be overlooked during programming thanks to the systematic menu navigation. All settings are infinitely saved, even in case of a power cut. The operating state is always recognisable through the transparent cover. Clear error coding allows for a quick and safe fault analysis if required.



The best things come in threes:

Depending on the size of your garage door, Novomatic is available in three models, which are arranged according to push and pull:

Novomatic 403 (500 N):

NEW

This economical introductory operator is for single and double garage doors up to 5,000mm (16'5") in width (max. 10m² (108ft²) door leaf surface). Maximum running speed: 17cm/s (6.7inch/s).

Novomatic 553 S (700 N):

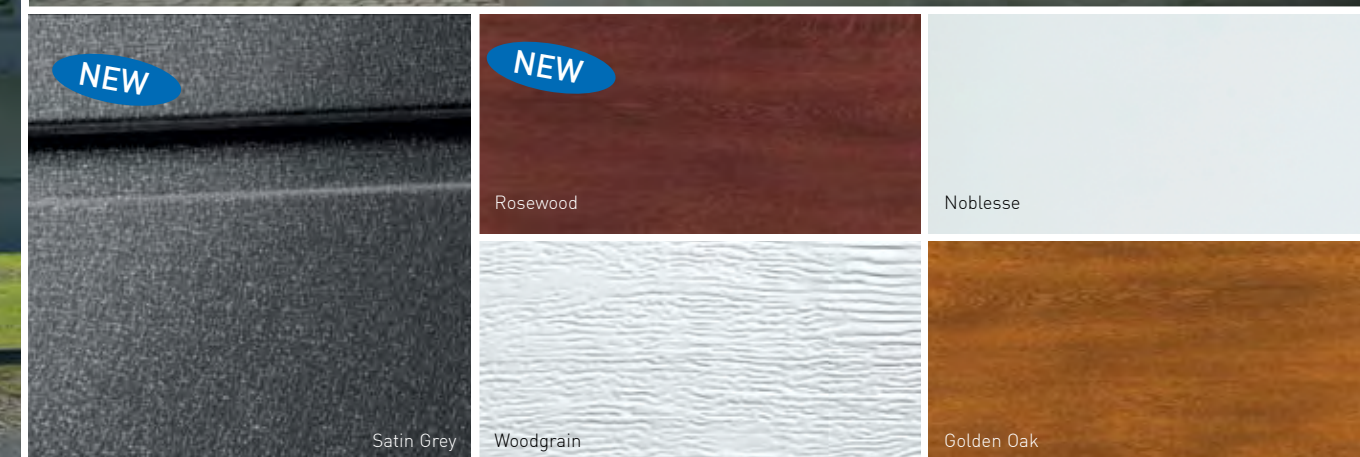
This convenient quick-running operator is for single and double garage doors up to 5,500mm (18') in width. Maximum opening speed: 22cm/s (8.7inch/s).

Novomatic 803 S (1.000 N):

NEW

This powerful operator is for frequently used garage doors as well as solid timber garage doors, garage doors with wicket doors or side sectional doors. Maximum opening speed: 22cm/s (8.7inch/s).

A wide range of accessories for the Novomatic operator rounds off everything you need for your garage perfectly. See pages 40 and 41 for more details.



Always the first choice: Insulated steel sectional doors

For new buildings or renovations, an insulated steel sectional garage door from Novoferm will always put the finishing touches to the appearance of your house. Be it through stark modern lines in a rib or flush pattern or the more traditional appearance of elegant raised panels. At Novoferm you can choose between four garage door styles, two insulation thicknesses – iso 20 and iso 45, five surfaces and countless Super Color and RAL special colours. Our garage door finder starting on page 34 presents an outline of our extensive range.

A choice of finishes:

Satin Grey: The new Satin Grey finish – exclusive to iso 45 garage doors – meets the highest demands regarding esthetics, durability and easy maintenance. The shimmering slate grey (similar to RAL 7043) of the finely structured polyester top coat does not create any unwanted reflections. The high coat thickness makes the finish especially weather resistant. A small amount of water is sufficient for cleaning. Satin Grey is ideal in combination with stainless steel applications or round glazing options.

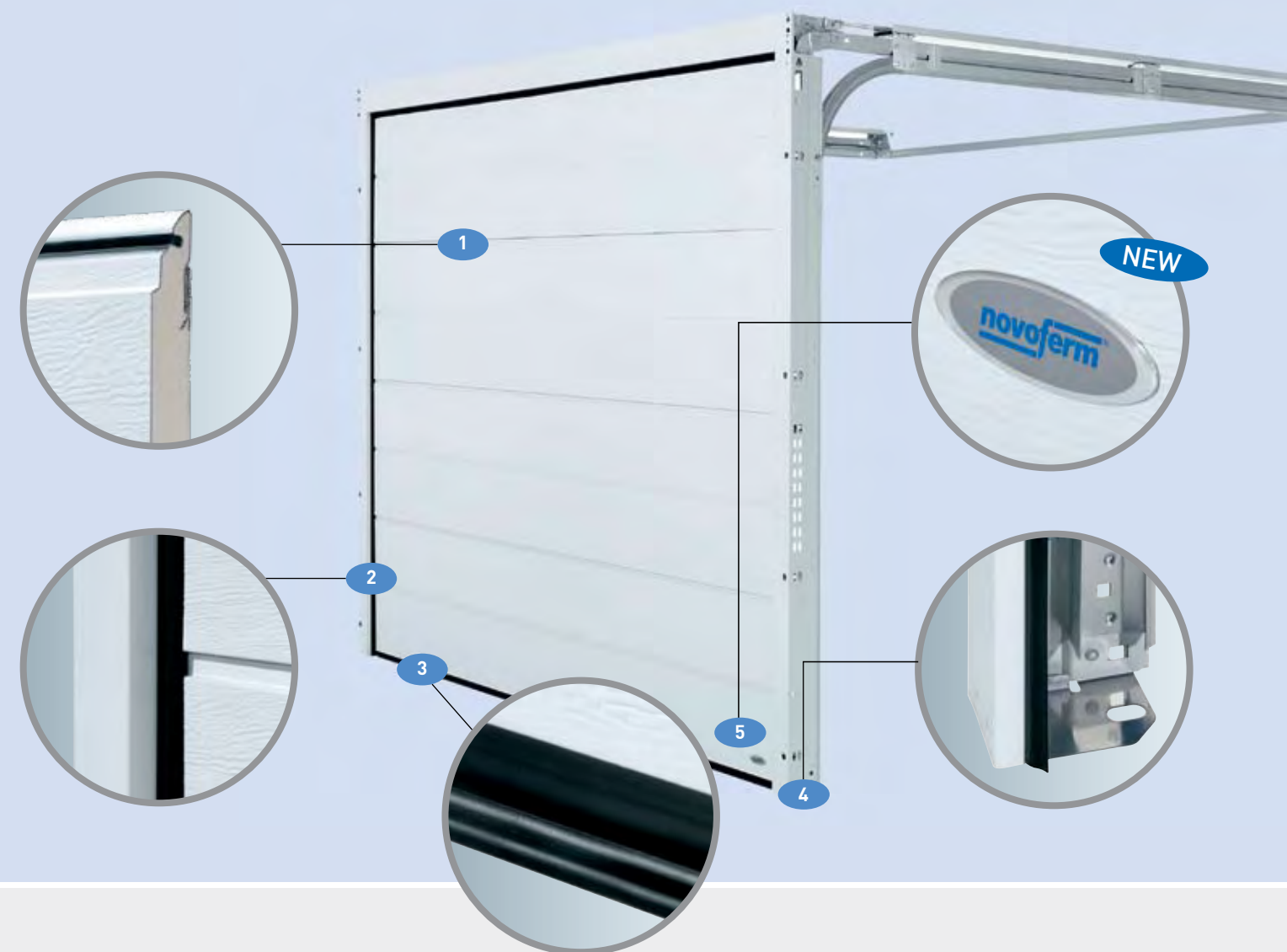
Noblesse: the elegant smooth surface, which simply repels dust and moisture.

Woodgrain: the robust classic design with the discreetly grained wood structure.

Golden Oak: the weather-resistant foil coating with an authentic rustic oak appearance.

Rosewood: the weather-resistant foil coating with a rich rosewood finish.





Quality that sets standards...

Anything that is outside in all winds and weather and has to work perfectly day after day needs an especially robust design. That's why all Novoferm steel sectional garage doors are double-skinned and insulated. The degree of insulation is described by the door types. Simply choose between the alternatives, premium sectional door type iso 20 or the deluxe door type iso 45, with the highest insulation thickness and a wide range of optional extras.

All iso 20 and iso 45 door sections are manufactured from hot galvanized thin steel sheet and provided with a polyester-based pre-finished coat or, in the case of Golden Oak and Rosewood, a durable foil finished coating. Angular frames, guide rails as well as all fitting parts on the garage door are also galvanised so that no rust can start to form. You will have many years of pleasure and satisfaction with your garage door - 10 years of which are guaranteed!



...exclusive to Novoferm:

1 Double-skinned insulation

Our steel sections are exclusively manufactured in a double-skinned sandwich construction and filled with an elastic PUR rigid foam core. This ensures higher surface stability, quieter door running and improved sound-proofing and heat insulation in comparison to single-skinned garage doors. The flexible lip seals between the sections fit softly even at low temperatures and prevent any heat losses and dust from penetrating.

2 Lip seals on the frame

Extra wide lip sealings on the side frame provide even better heat insulation and dirt resistance.

3 Frost-proof floor seal

A rubber profile on the bottom edge of the garage door guarantees optimum protection from water and dirt, evens out slight floor unevenness and prevents damage and injuries. The floor seal is made of high-quality EPDM (ethylene propylene diene monomer), which is known for its high elasticity, weather resistance and long life-span.

4 Stainless-steel frame base

Novoferm sectional garage doors have a high weather resistant stainless steel frame base. Thus enabling water and impeded drainage to be able to drain off freely and also ensure that no rust can start to form on the frame over the long-term. The frame base remains brittle resistant also at low temperatures and forms a clean visual seal.

5 The Novoferm quality seal

Quality doesn't need to hide away: That's why all Novoferm sectional garage doors carry the Novoferm quality seal in a high-quality aluminium design with a chrome edge - guaranteeing the best materials and top-class processing!



Before



After

Out with the old. In with the new: Novoferm renovating garage doors

When renovating old garages, especially when replacing up-and-over garage doors with sectional garage doors, people often find that a special size door is required.

This problem is easily solved by your local Novoferm stockist.

He can provide you with a full range of standard and made-to-measure Novoferm doors, perfectly sized to meet your needs and give you the fit and appearance you require.



Before



After

Quickly renovated ...

Old masonry can crumble away whenever new frames are mounted. The new Novoferm renovating kit puts things right just as quickly.

... neatly concealed

The renovating kit comprises UV-resistant cover profiles and is easy and economical to mount. This saves on builder's work. The renovating kit is available in the standard colours of traffic white and sepia brown and can be easily bent and formed in accordance with the structural conditions.



Garage door comfort for original thinkers: Side sectional garage doors

Do you like to take a different approach? Then why not start with your garage? With a side sectional garage door, for example. They don't just look incredibly elegant, they are also extremely practical.

Easy handling: Side sectional garage doors can be opened easily at all times. Simply give the door a slight push and it will roll to the side. But just as much as you need to, for example, get through with your bike or for storing your lawnmower. It saves you from having to open the door completely just for small occasions and means that you don't need an additional side door, you also gain additional ceiling storage space. Automating your side sectional door with the Novomatic electrical operator (see page 10) provides even more convenience and it can just as easily be mounted on the side garage wall.

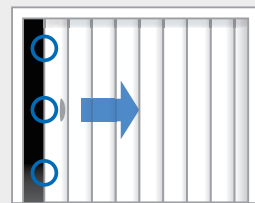
Attractive design: Iso 45 side sectional garage doors by Novoferm are available in four attractive garage door styles in almost every RAL colour imaginable and individual glazing options. The garage doors adapt to suit every garage construction. Novoferm side sectional garage doors are available for garage door openings of up to 6m (19'6") in width. You will be able to find an overview in our garage door finder under iso 45.

Extra wide and extra strong: Sectional garage doors for double garages

If you want a double garage door then your best bet is the sectional garage door type iso 45. This door is available as standard for garages up to a width of 5.5m and shows Novoferm's strengths in two respects: firstly through the panel thickness of the door, which guarantees high distortion resistance and optimum heat insulation. And secondly through its precisely balanced door gear, which makes for easy operation and creates maximum security. Alongside their extra width and extra thickness Novoferm garage doors are, of course, also extra stylish!



... and this is how it works



Novoferm side sectional garage doors slide onto the garage side wall by ball bearing rollers in the horizontal top track and guide rollers in the floor track at a 90° angle. There is a 3-point bolting with independently-locking latches as well as a drill-protected profile cylinder for reliable self-locking of manually operated garage doors. With automatic garage doors, the self-locking gear (only with Novomatic 803S) provides for the safe locking of your garage door.

DOOR TIP

Solid wood doors have to be treated by the customer with proprietary wood preservatives to permanently protect them against weather conditions.



The natural choice:
Solid wood doors with character

Do you love your natural surroundings? Is your house built in a typical country house style? Or do you want to make a natural contrast to your modern architecture? If the answer is yes, then Novoferm solid wood doors type iso 45 are the natural choice for you. These garage doors have a certain natural charm and give your garage a high-quality rustic appearance. All graining is unique and, despite modern technical processing aids, a major part of each Novoferm solid wood door is still constructed by hand. Check out our garage door finder on page 38 to view how great these natural wood doors look.

Nature with structure ...

Novoferm solid wood doors are only manufactured out of carefully selected Nordic pine or African okoume wood. Pine stands out due to its inviting light colour and predominantly horizontal grain. Okoume glows in a red-brown colour, which darkens under solar radiation. All woods come from controlled, renewable forests.



Nordic pine



African okoume

... or how about an individual pattern

Every solid wood garage door may already be naturally unique, but you can really add your personal touch to our 'Concept' garage door pattern. Be it a regional pattern, your initials, your coat of arms or a piece of art – simply provide us your line original and we will artistically transfer it onto your garage door.





Here comes the sun: from classic to modern glazing styles

You've already envisaged a garage door with a certain pattern and colour, but it's still not individual enough for you? Then take a look at our attractive glazing options. They not only make a feature of your garage, but also let the light in as well. And that's especially appealing if you also use your garage as a storage room or workshop. All Novoferm glazing panels are manufactured out of weather-resistant acrylic glass or impact-resistant polycarbonate and stand out due to their high transparency. Furthermore, being double glazed panes, they have excellent heat insulating properties - just like our insulated sectional garage doors.

Stylish Sunrise pattern with 3 to 7 elements



Co-ord. width 2,000 - 2,600 mm



Co-ord. width 2,601 - 3,500 mm



Co-ord. width 3,501 - 4,000 mm



Co-ord. width 4,001 - 4,500 mm



Co-ord. width 4,501 - 5,500 mm

Classic garage window

Do you go for simple or the more embellished? Whatever the design, we have the right window for you – from a plain window to decorative cross and rhombus sash bar, right up to stylish square or diamond leaded patterns.



Individual bright spots



And if you are especially "hungry for light" you can turn practically one whole garage door segment into a window with a horizontal light strip. Create an individual eye-catching element with vertically arranged portholes, each in a high-quality stainless steel frame.



And your LED lighting kit illuminates your drive

The new Novoferm LED lighting kit is recommended for showing off the best features of your garage door after sunset – and for helping keep trespassers off your property, too. It blends in with other sources of light e.g. illuminated windows and therefore stylishly showcases the architecture of your house. The lighting kit comprises of four, six or eight LEDs depending on the garage door width, which are evenly distributed over the overall garage door width on a U-shaped rail. The control is operated either via a hand transmitter, with which you can also operate your operator, or via a separate interval timer.



Saves space and electricity in one!

The flat lighting kit is designed to be especially space-saving when mounted underneath the garage lintel so that nearly all the passage height is maintained. The long-life LEDs provide an extremely intensive light source while at the same time offering extremely low power consumption. The lighting units can be easily shortened to size on both sides depending on the width of the garage door to attain precise, symmetrical illumination of the garage door.




Matching side doors to suit your iso 20 or iso 45 garage door



Novoferm side doors are available in these door patterns, surfaces and colours. They are supplied as standard with a black rounded handle set and security lock.

In and out in no time: through a matching side door

Don't want to always have to raise and lower the door for your bike, lawn mower or screwdriver? Then Novoferm's got the practical solution for you: we offer matching side doors with all sectional garage doors – for going in and out in no time and for an all-round harmonious appearance, too. And the construction of the door is something to be proud of as well: All side doors are manufactured out of double-skinned, galvanised sheet steel with CFC-free PUR rigid foam core or solid wood. Three-sided continuous seals and specially formed lip seals at the sill ensure the highest degree of impermeability and maximum heat insulation.



The ideal frame for every door


For the side door type iso 20 with 20mm filling, the door leaf frame and corner door frame are made of robust steel. For the side door type iso 45 with 45mm filling, the door leaf frame and block door frame are made of high-quality aluminium.

Precise processing – smooth running

All door leaf frames are mitre-cut precisely to the degree and guarantee maximum weather resistance, while robust hinges provide long-term, dimensionally accurate opening and closing. The hinges are also three-way adjustable in door type iso 45 and therefore allow for even more precise adjustments during assembly.



Wicket door styles and glazing options for garage door type iso 45



Wicket doors with front or rear-mounted torsion spring are available in the styles horizontal rib, large rib and flush for type iso 45-exclusive garage doors.



Glazing options for all garage door patterns: standard window, cross window, rhombus window, window cut-out or light strip.

Illustrations show garage door leaf size 2,500 x 2,125mm. Other garage door sizes can deviate from the illustration shown.

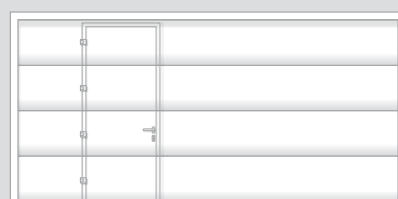
Perfectly integrated: the wicket door in the same design

If your garage is too narrow for a side door, but you don't want to have to do without that practical convenience of a side door, then we recommend an integrated wicket door. Wicket doors are available for all iso 45 exclusive garage doors up to a width of 5m. They offer a practical passage width of 80 cm and provide perfect heat insulation due to the double-skinned insulation used. And to make sure everything looks great, too, the frames and hinges are also white (RAL 9016) in traffic white garage doors and are available in various anodized colours for painted garage doors.

Wicket doors are arranged centrally or asymmetrically depending on the garage door width:



Symmetrical arrangement for garage door widths up to 3,500 mm



Asymmetrical arrangement for garage door widths above 3,500 mm – either left or right



The door sill area

The robust garage door leaf frame ensures that the garage door can not be bent even when opened. And because the door sill is therefore somewhat higher (70 mm), it is marked with visible strips for your safety.



Door closes automatically

The standard door closer is responsible for automatic closing. This is especially practical when you've got your hands full e.g. if you are taking your bicycle, moped or lawnmower out of the garage.



Get a grip

The ergonomically designed rounded handle set is fitted as standard with a security lock and DPC safety cylinder.



Integrated safety features: here's how we look after you ...

The maxim for every Novoferm sectional garage door is: your safety always comes first! That's why the garage door itself and all garage door related parts are fitted with a myriad of safety features. Thus making it almost impossible for you to interfere with and injure your fingers in any part of the garage door. Furthermore, the garage door is so mechanically safe that it is not able to fall even in case of a spring fracture. With power-operated garage doors, the shutdown automatic device ensures that the door stops and immediately opens as soon as it comes up against an obstacle.

Certified again and again – to ensure that nothing can go wrong

All Novoferm garage door operators meet the high demands of the European garage door standard EN 13241-1. In addition, voluntary tests have been carried out to offer you more than the safety stipulated in this standard. That's why all garage doors and operators carry the GS mark awarded by the TÜV, which is regarded as the world's leading safety standard. That's what we call: outstanding safety!



... and your property

The same operator that opens your garage door at the touch of a button also keeps it closed to prevent against unwanted access by unauthorised persons. After all, the electronically monitored push-up safeguard and self-locking gear provide maximum burglar resistance – even in power cuts. The encoded radio remote control is absolutely safe from manipulation, thus preventing misuse of any kind. With manually operated doors, a stable bolt bar equipped with a solid bolt keeps trespassers out. And trespassers won't even think about coming up to your garage door if it is also equipped with the latest LED lighting kit (see page 24).



The quicker way to
your dream door...

simply turn the page!

On the following pages 34-41 our door
finder will help you find the perfect
garage door for your garage in no time.
Simply check out our wide range of
garage door types, styles, surfaces,
colours and optional extras, as follows:

- Iso 20 Premium door range 34-35
- Iso 45 Deluxe door range 36-39
- Automation options 40-41

Integrated safety features:

- 1 Anti-pinch inside and out**
The special design of the sections and hinges prevents pinching on the door leaf from the outset.
- 2 Angular frame interference protector and steel ropes arranged inside**
The angular frames make it almost impossible for there to be interference between the door leaf and the frame. Carrying cables arranged inside minimise the risk of injury and guarantee maximum operational reliability.
- 3 Operator with automatic cut-out system** (for doors fitted with NovoPort® or Novomatic)
The automatic cut-out device stops and opens the garage door as soon as it comes up against an obstacle. The electronically monitored push-up safeguard provides maximum burglar resistance.
- 4 Triple safety extension spring assemblies**
The garage doors type iso 20 are fitted with robust triple safety extension spring assemblies and double steel cables. The garage door cannot fall even in case of a fracture to one of the springs.
- 5 Interference-protected deflection pulleys and spring channels**
The extension springs lie protected in a spring channel over the door track in order to prevent against interference from the side. The steel cables run on interference-protected upper deflection pulleys with U-shaped caster holders.

Torsion springs for iso 45

The heavy garage door type iso 45 boast robust, maintenance-free torsion springs with tested spring break safety feature in accordance with EN 12604. Thus, the garage door can be secured from falling even in case of a spring fracture and can be easily moved upwards.

The torsion springs are mounted either at the front or at the rear on the guide rails depending on the space available.




The premium sectional garage door range

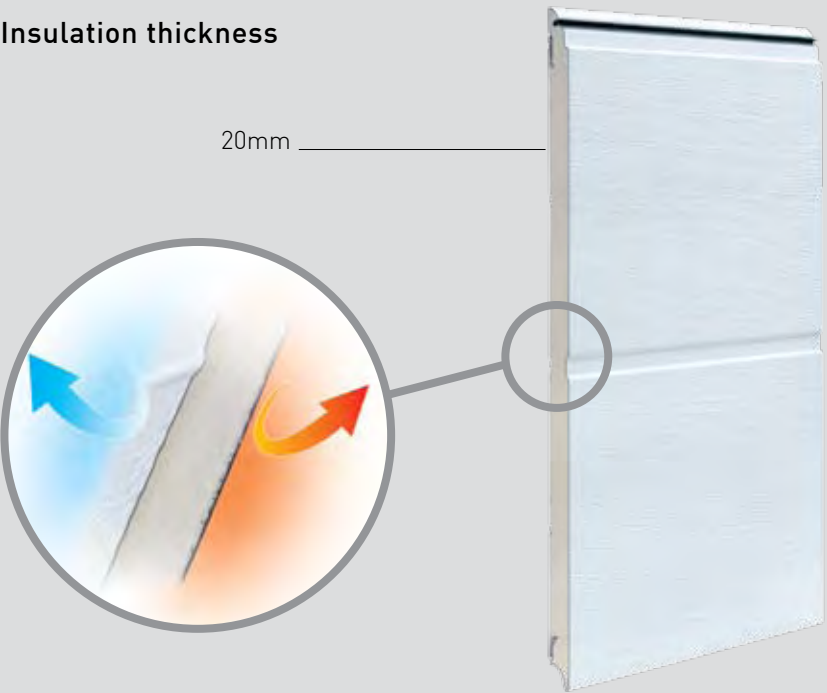
Garage door facts

- Ideal for private garages up to 3m (9'10") in width
- Ideally suited for renovation due to special renovation sizes and minimum space required
- Smooth running and stability with double-skinned, galvanised steel sections
- High degree of safety with anti-pinch feature inside and out (according to EN 12604) as well as interference-protected triple safety extension spring assemblies
- Good heat insulation with 20mm thick CFC-free PUR rigid foam core (heat insulation value K = 1.0 W/m²K)
- Outside: Polyester pre-finished coated, traffic white (similar to RAL 9016)
- Inside: Polyester pre-finished coated, grey white (similar to RAL 9002)

Triple safety extension spring assembly with double steel cables.



Insulation thickness



iso 20 is filled with a 20mm rigid foam core, which provides good heat and sound insulation.

Door styles



Horizontal rib



Modern large rib



Stylish flush



Elegant raised panel appearance

Illustration shows garage door leaf size 2,500 x 2,125mm. Other garage door sizes can deviate from the illustration shown.

Side doors



Surfaces



Woodgrain structure



Noblesse (smooth)
(only for large rib and flush garage door styles)

Windows



Standard window



Classic cross



Elegant rhombus



Square leaded



Diamond Leaded

Window dimensions: approx. 390 x 190mm

Window thickness:

- For horizontal rib and large rib garage door styles: 16mm acrylic glass double pane clear or crystal structure
- For raised panel garage door style: 11mm acrylic glass double pane clear or crystal structure

Handles

Iso 20 doors are supplied as standard without a handle.



Standard handle, black - supplied free of charge if required.

For further handles, see page 39.

Colours



Traffic white, similar to RAL 9016. Iso 20 is supplied in white as standard and is available, at an extra cost, in almost all RAL colours, see iso 45 for colour samples.

The deluxe sectional garage door range

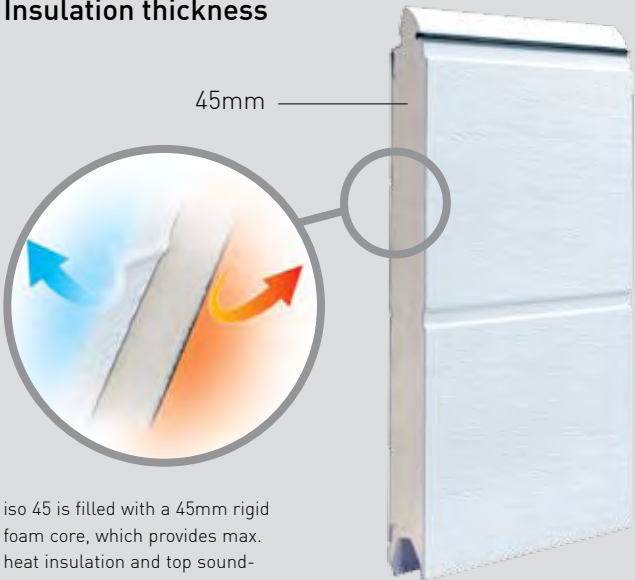
Garage door facts

- Ideal for private garages from 2,250 to 5,500mm (7'0" to 18'0") in width for new constructions or renovations. Side sectional doors are available for widths up to 5940mm (19'6")
- Widest range of models and optional extras:
 - as ceiling or side sectional garage door
 - made of insulated steel or solid wood panels
 - individual designer garage doors available
 - with side door or integrated pass door of the same design
- Smooth running, longest service life and stability with extremely stiff distortion-resistant robust construction
- Perfect operational reliability and easy operation with torsion spring with spring break safety feature on both sides
- Maximum personal safety with anti-pinch feature inside and out (according to EN 12604)
- Max. heat insulation with 45mm thick CFC-free PUR rigid foam core (heat insulation value K = 0.5 W/m2K)
- Outside: Polyester pre-finished coated, traffic white (similar to RAL 9016) or alternatively, Golden Oak/Rosewood foil finish, or Satin Grey (see page 37)
- Inside: Polyester pre-finished coated, grey white (similar to RAL 9002)

Torsion spring with spring break safety feature on both sides.



Insulation thickness




iso 45 is filled with a 45mm rigid foam core, which provides max. heat insulation and top sound-proofing values.


Garage door styles for single garages



Classic horizontal rib



Stylish modern large rib



Graphical-clear flush



Timeless elegant raised panel appearance

Illustrations show garage door leaf size 2,500 x 2,125mm. Other garage door sizes can deviate from the illustration shown.

For double garages up to 5.50m in width




Illustration shows garage door leaf size 5,000 x 2,125mm. Other garage door sizes can deviate from the illustration shown.


Side doors



Wicket doors



Standard colour




Traffic white, similar to RAL 9016

Surfaces



Woodgrain: discreetly grained wood appearance



Noblesse (smooth): suitable for straight lined, modern architecture



Golden Oak: the perfect wood imitation with an oak appearance



Rosewood: a beautiful addition to our textured woodgrain finishes



Satin Grey: distinctive coating in shimmering slate grey

...more options overleaf.

Side sectional garage doors



Vertical rib



Vertical large rib




Vertical flush



Vertical raised panel appearance

Available for garage doors up to 5.94m (19'6") in size.

Solid wood doors



London pattern, untreated in factory



Madrid pattern, varnished moss green



Rome pattern, varnished dark



Amsterdam pattern, varnished colourless



Paris pattern, varnished pigeon blue




Concept pattern, design based on customer request

The London and Madrid patterns are available with a black outside handle. You can choose the handle position of the Paris, Rome and Amsterdam patterns – either at the right, left or in the middle.

All garage doors are available with matching side door with a black rounded handle and security lock.



Nordic pine



African okoume

All solid wood garage doors are made of three layers of Nordic pine or five layers of African okoume glued together to form waterproof multi-layer boards. It is necessary that the surfaces are treated before installation in order to protect the garage door from weather conditions over the long-term.


Designer doors



Designer 1




Designer 2



Designer 3

All designer garage doors are available with a side door of the same design.

Further applications



All designer applications are self-adhesive with strong bonding properties and can be applied as required.

Windows

Window dimensions: approx. 390 x 190mm

Window thicknesses:

- For horizontal rib, large rib and flush garage door patterns: 25mm acrylic glass double pane clear or crystal structure
- For raised panel garage door pattern: 20mm acrylic glass double pane clear or crystal structure



Standard window



Cross window look



Rhombus look



Diamond leaded pattern



Square leaded pattern



Sunrise pattern (see p23)

More glazing options



Square, wide, with clear acrylic double pane (dimensions: approx. 650 x 250mm; can be used for section system heights above 450mm)*



Square, narrow, with clear acrylic double pane (dimensions: approx. 565 x 135mm)*



Stainless steel-framed porthole, with 10-mm acrylic glass double pane (diameter: approx. 290mm)**

*Only for horizontal rib, large rib and flush garage door patterns.

**Only for large rib and flush garage door patterns.

Light strip



Pane thickness 16mm



Acrylic glass with crystal structure



Double pane acrylic glass



Cross bar double plate poly-carbonate

The light strip is furthermore available as plastic-coated expanded metal.

Handles



Door handle, plastic-coated, in Super Color or RAL colour



Aluminium silver colour anodized



Aluminium new-silver colour anodized



Aluminium brass colour anodized



Aluminium with rustic structured effect



Aluminium, plastic-coated, traffic white

Popular Colours

Here is a small sample of some of the colours in our range. For further information please contact your stockist.




RAL 5011 Steel blue RAL 6005 Moss green RAL 6009 Fir green RAL 7016 Anthracite RAL 7035 Light grey RAL 7040 Window grey RAL 8001 Ochre brown RAL 8011 Nut brown RAL 8014 Sepia brown RAL 9006 White aluminium

RAL colours




Stainless steel look



The classic-cool emphasis for garage door and side door

Marbling effect



Classic elegance from black tinge with natural colour inclusions

To automate your sectional garage door: Here are the options!



Novoferm patent

NovoPort® operator system

Only available in combination with a Novoferm sectional garage door

- Patented operator system: guided in the door track
- Integrated shutdown automatic device and electronically monitored push-up safeguard
- Soft start and stop function
- Menu-guided control
- Integrated fault diagnosis system
- Maintenance-free toothed belt
- Integrated push button
- Integrated garage inside lighting (40 Watt)
- Connectable garage outside lighting (up to 500 Watt)
- Energy-saving stand-by power input (4 Watt on stand-by)



Novomatic ceiling mounted operator

For sectional, side-sectional garage doors and up-and-over doors

- Three models: Novomatic 403 (500 N), 553 S (700 N), 803 S (1,000 N)
- Maximum opening speed: 22cm/s (only Novomatic 553 S and 803 S), closing speed: 17cm/s.
- Integrated shutdown automatic device and electronically monitored push-up safeguard
- Soft start and soft stop function
- Wear-resistant toothed belt
- Rotatable operator head
- Adjustable opening time from 10 to 240 seconds
- Programmable inside lighting and connectable outside lighting
- Connectable traffic light control (only Novomatic 553 S and 803 S)
- Power economiser
- Manual snap unlocking mechanism in case of power cuts



Storage batteries

Storage battery pack APS 230

- For NovoPort® and Novomatic
- Can be used in garages that are not connected to the electric mains
- Comprising of converter, storage battery, and charging device 230 V/24 V



Solar panel for storage battery pack APS 230

- Storage battery can be charged using solar energy
- No power consumption



NEW

LED lighting kit

- Weather-protected lighting
- Space-saving assembly under the garage lintel
- Even distribution across garage door width: 4, 6 or 8 LEDs at up to 3,000, 4,000 or 5,500mm garage door width
- Control via 2-channel hand transmitter
- Can be switched on and off separately, independent of garage-door drive function
- Intensive light source, low power consumption
- Long service life
- Incl. mains transformer 230 V/12 V

Hand transmitter



Mini-Novotron 502, 2-channel hand transmitter



Mini-Novotron 504, 4-channel hand transmitter



Micro-Novotron 512, 2-channel hand transmitter

- Control of NovoPort® and Novomatic
- Additional control of garage outside lighting, LED lighting kit also possible
- Completely safe against scanning through KeeLoq rolling code
- Frequency: 433 MHz

Key switch



For surface mounting

- Single switch pulse (also available with double switch pulse)
- 40.5mm safety cylinder



For flush mounting

Remote code key pad



With membrane key pad

- Remote-controlled code key pad from NovoPort®, Novomatic, LED lighting kit, garage outside lighting and a whole lot more
- Surface mounting



With metal key pad

Safety extras

Emergency unlocking Extra 315

- With safety profile half cylinder



NEW



Backlight opto sensor Extra 615

- Stops the operator as soon as an obstacle appears in the door running area

Reflection light opto sensor Extra 616


- Stops the operator as soon as an obstacle appears in the door running area



NEW

Renovating kit

- Cover profile made of UV-resistant PVC
- Fast and easy mounting
- No bricklayer and chiselling work necessary
- Smooth surface
- Profile dimensions: 23 x 100mm (can be altered), profile fix lengths: 3,000 or 6,000mm
- Overlapping to wall edge: 15-50mm
- Available in traffic white and sepia brown



Traffic white, similar to RAL 9016



Sepia brown, similar to RAL 8014

Warranty for Novoferm Garage Doors



All Novoferm products are independently tested to the highest standards and are certified to the high safety requirements and performance characteristics of European Standard 13241-1. You can, therefore, be confident that your purchase of a Novoferm product is a safe investment.

Guarantee Novoferm offers the following warranty for its Sectional garage door products:

1. Summary (subject to the terms and conditions outlined below):

- **10 years** - Safe and reliable operation (for use up to 25 open and closing cycles per day - This is up to 5 times more daily cycles than other leading garage door manufacturers)
- **10 years** - Integrity of the door panel
- **10 years** - Panel corrosion (inside and out)
- **10 years** - All immoveable frame parts
- **10 years** - Seal degradation
- **5 years** - Surface finish of rosewood and Golden Oak finished sectional door panels
- **2 years** - All mechanical elements of the door
- **5 years** - Novomatic operator mechanical parts, plus motor and control unit
- **5 years** - NovoPort operator motor and control unit mechanical parts
- **2 years** - All remote control parts and accessories (excluding batteries, bulbs and fuses)

2. Warranty Periods Offered:

The purchaser is granted a warranty covering the safe and reliable operation of the Novoferm garage door for a period of 10 years from the date of purchase. This warranty is conditional on the regular inspection and maintenance of the product, in accordance with the installation manual supplied with the door. During the guarantee period the manufacturer undertakes to repair, without charge, any product which has suffered a proven failure of its safe and reliable operation provided that the springs, wire cables, tracks, guide rollers and hinges have been inspected regularly (at least once a year) and maintained correctly, including replacement of wear items when required.

All Novoferm garage doors offer a 10 year warranty against the integrity of the door panel, as well as 2 years on rollers, springs, pullies and cables for normal use, up to 25 open and close cycles a day.

All Novoferm garage doors offer a 10 year manufacturer's guarantee on floor seals, central seals, side seals and header seals against perishing.

All Novoferm garage doors offer a 10 year manufacturer's guarantee on material and manufacturing faults of all immoveable frame parts, if it can be proved that they are inoperative, or their use is impaired.

Furthermore, Novoferm fully finished doors (i.e. factory finish painted, Golden Oak, Rosewood) come with a 10 year panel corrosion guarantee, relating to rust through inside or outside. If a panel rusts through, then the affected panel only will be replaced. Due to weathering, the new panel may not exactly match the colour of the old. In this instance the door should be repainted by the customer with a proprietary paint system, following the paint manufacturers' instructions. In areas of high corrosion (e.g. if exposed to sea air) it is advisable, in terms of care and maintenance, that the door panels should be painted with a proprietary paint system, following the paint manufacturers' instructions and that the door should be regularly cleaned. The corrosion of swarf filings or other air borne particles, rusting or staining of the panel is not considered as panel rust.

The surface finish of Rosewood and Golden Oak foil finished sectional door panels is guaranteed from serious degradation for a period of 5 years, provided that regular maintenance including cleaning from salt is carried

out in accordance with our instructions. During this period the colour of the door panels may change due to weathering (e.g. Intense UV radiation and coastal conditions etc). This is normal and is not covered by the warranty.

In the case of Novoferm pre-finished doors, these are supplied with polyester based primer coating on both sides. They are not immune to damage which can occur at any stage of the handling of the product from factory to site. Minor surface damage can be easily repaired using touch-up sprays or sticks without invalidating warranties. Novoferm timber doors must be finished in accordance with the installation instructions, supplied with the door, with a proprietary wood finish.

For garage door operators: Novoport and Novomatic, we grant the following warranty, in case of supplying us with the original invoice: 5 years for mechanical parts of the operator, the motor and the control unit; A 2 year warranty is also granted for remote control parts and accessory parts. No warranty claims will be accepted for wear and tear parts and consumption parts (e.g. light bulbs, batteries, fuses).

3. Requirements:

The warranty only covers damage to the purchased garage door or garage door operator. The fully completed warranty card, together with receipt of purchase, correspondingly substantiates your right to claim under warranty. Warranty claims are only accepted in the country where the garage door/operator was purchased. The product must have been purchased through our authorised distribution channels.

Consequential costs for installation and de-installation, inspection of parts, transport and postage costs will not be accepted by Novoferm.

4. Performance:

During the warranty period we undertake to rectify any and all defects to the Novoferm product which can be proved to be attributed to a material or manufacturing fault.

We promise, at our discretion, to either exchange the defective merchandise, repair or allow a reduction in price. Replacement parts remain our property.

This warranty does not cover damage caused by:

- Improper installation and negligent care and maintenance
- Improper initial and subsequent operation
- Negligent or wanton destruction
- External influences, such as: fire, water, salts, alkaline solutions, acids and any abnormal environmental influences
- Mechanical damage, through improper transport and fitting, or through falling or hitting objects
- Improper use of surface protection treatments
- Repair by non-qualified persons
- Using non-Novoferm parts without the written approval of the manufacturer
- Removal of the product number, or making it unidentifiable
- Application of additional, non approved weights or infills
- Failure to remove the protective film or packaging provided with the product, where applicable

This warranty applies to all goods supplied on or after 1 January 2008, until further notice.

Found your dream garage door? Now we'll do the rest!

Have you found something to suit your personal taste? Or do you have more questions you would like to ask? Your Novoferm stockist would be only too happy to advise you further on all the garage doors shown in this brochure. And when you have made your choice – he will do all the rest: from the planning, to the installation of your chosen garage doors!

Detailed information on all Novoferm garage doors can also be found by visiting our website at **www.novoferm.co.uk**

Your Novoferm Stockist

Novoferm® Europe Limited

Brooke Park, Epsom Avenue,
Handforth Dean, Wilmslow
Cheshire SK9 3PW

Tel 0161 486 0066

Fax 0161 486 3366

Email info@novoferm.co.uk

www.novoferm.co.uk



a member of the Sanwa Shutter family